

ITEM# _____

PROJECT _____

DATE _____

12 Cup Automatic Coffee Brewer with 3 Lower Warmers

Features



12 Cup Automatic Coffee Brewer

- Brews 3.8 to 7.5 gallons (14.4 to 28.4 liters) of perfect coffee per hour.
- Black decor construction (stainless steel option).
- Hot water faucet and pourover back-up feature on all models.
- SplashGard® funnel deflects hot liquids away from the hand.
- International electrical configurations available.

Model CWTF15-3*

(3 Lower Warmers)

(decanters sold separately)

Dimensions: 17" H x 16.5" W x 17.7" D

(43.2cm H x 41.9cm W x 45cm D)

For current specification sheets and other information, go to www.bunn.com.

* International models may vary in appearance.

Related Products

Easy Clear® EQ-17-TL
 Product No. : 30200.1000
 Dimensions:
 12⁷/₁₆" H x 2¹/₂" W x 3" D
 31.6 cm H x 6.35 cm W x 7.62 cm D



Paper Filter Pack
 Product No. : 20115.6000
 Packed per case: 1,000
 Dimensions: 4¹/₄" Base x 2³/₄" Sidewall
 10.8 cm Base x 6.98 cm Sidewall



WX1-warmer
 Product No. : 06450.6000
 One position warmer



Easy Clear® ED-17-TL
 Product No. : 30201.1001
 Dimensions: 8¹/₄" H x 2⁵/₁₆" Dia.
 20.95 cm H x 5.87 cm Dia.




Easy Pour® black decanter
 Product No. : 06100.0201
 Quantity: 1 (also packaged in quantities of 3 & 24)



WX2-warmer
 Product No. : 06310.6000
 Two position warmer



Easy Pour® orange decanter (for decaf)
 Product No. : 06101.0201
 Quantity: 1 (also packaged in quantities of 3 & 24)

Model	Agency Listing
CWT15-3	
CWTF15-3	
CWTF35-3	

Dimensions & Specifications



Model	Product #	Volts	Amps	Tank Heater Watts	Total Watts	Capacity per hour	Cubic Ft ³ /m ³	Weight lbs / kg	Cord Attached
CWT15-3	12950.6011	120	12.5	1150	1450	3.8 gal/14.4 liter	6.5/.18	34 / 15.4	Yes
CWTF15-3	12950.6035	120	12.5	1150	1450	3.8 gal/14.4 liter	6.5/.18	37 / 16.8	Yes
CWTF15-3*	12950.6036	120	12.5	1150	1450	3.8 gal/14.4 liter	6.5/.18	37 / 16.8	Yes
CWTF35-3	12950.6051	120/208	15.1	2625	2975	7.5 gal/28.4 liter	6.5/.18	37 / 16.8	No
		120/240	17.1	3500	3800	7.5 gal/28.4 liter	6.5/.18	37 / 16.8	No
CWTF35-3*	12950.6070	120/208	15.1	2625	2975	7.5 gal/28.4 liter	6.5/.18	37 / 16.8	No
		120/240	17.1	3500	3800	7.5 gal/28.4 liter	6.5/.18	37 / 16.8	No

*Stainless steel funnel

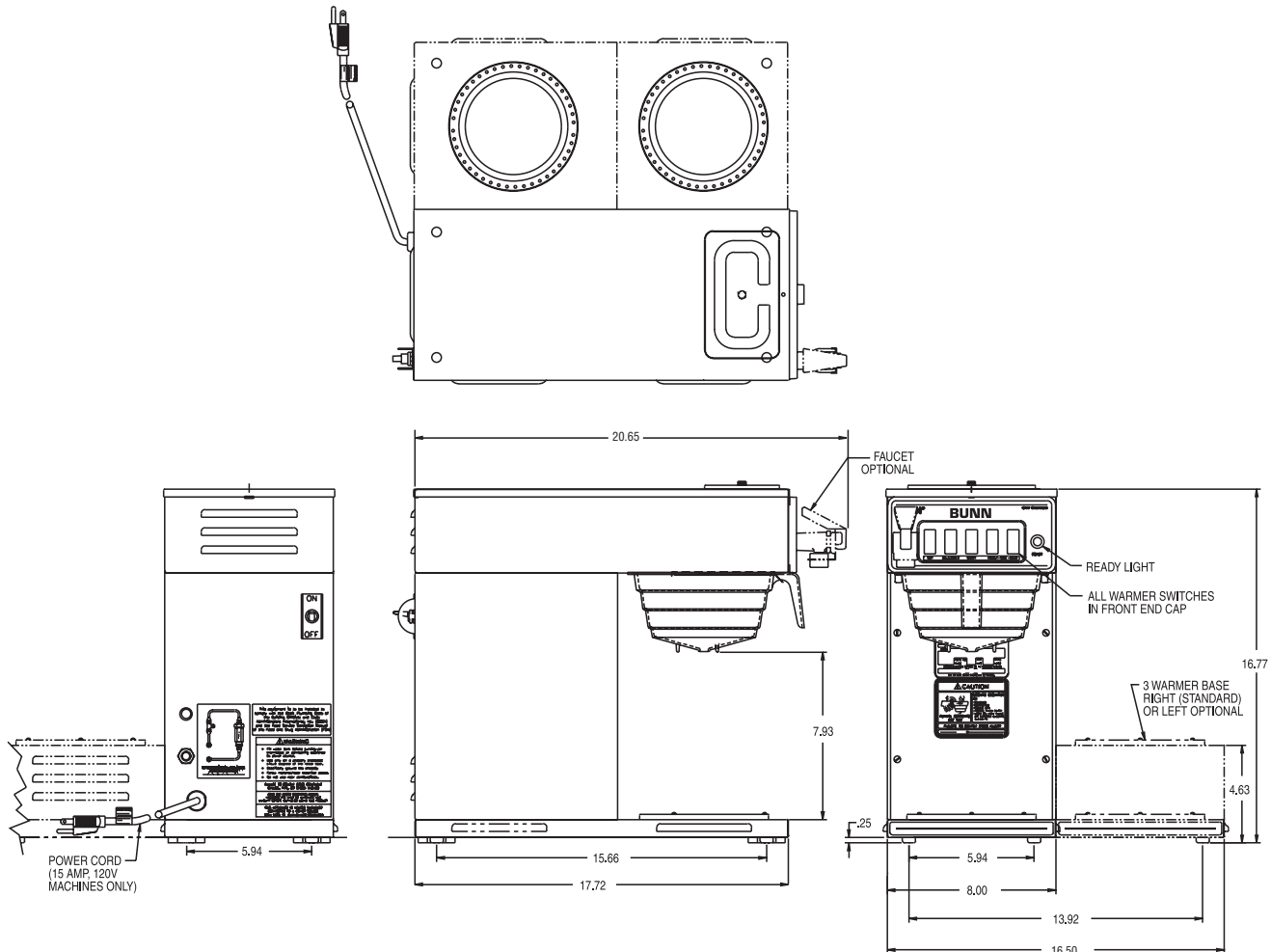
Brewing capacity: based upon incoming water temp of 60°F (140°F rise) per 1/2 gallon brew time of 4 minutes.

Models listed as 120/208V or 120/240V must be connected to 208V or 240V electrical service respectively. Please refer to the installation manual.

Electrical: Model 15 requires 2-wires plus ground service rated 120V, single phase, 60 Hz.

Model 35 requires 3-wires plus ground service rated 120/208 or 120/240V, single phase, 60 Hz.

Plumbing: 20-90 psi (138-621 kPa). Machine supplied with 1/4" male flare fitting.



Bunn-O-Matic Corporation of Canada - 280 Industrial Pkwy. S. Aurora, Ontario L4G 3T9 • 905-841-2866 • Fax 905-841-2775 • www.bunn.com

BUNN® practices continuous product research and improvement. We reserve the right to change specifications and product design without notice. Such revisions do not entitle the buyer to corresponding changes, improvements, additions or replacements for previously purchased equipment.

All dimensions shown in inches. Bunn Corporation owns all copyrights relating to materials in this publication. Please contact Bunn Corporation to request permission to reproduce any portion of this publication.